

H2

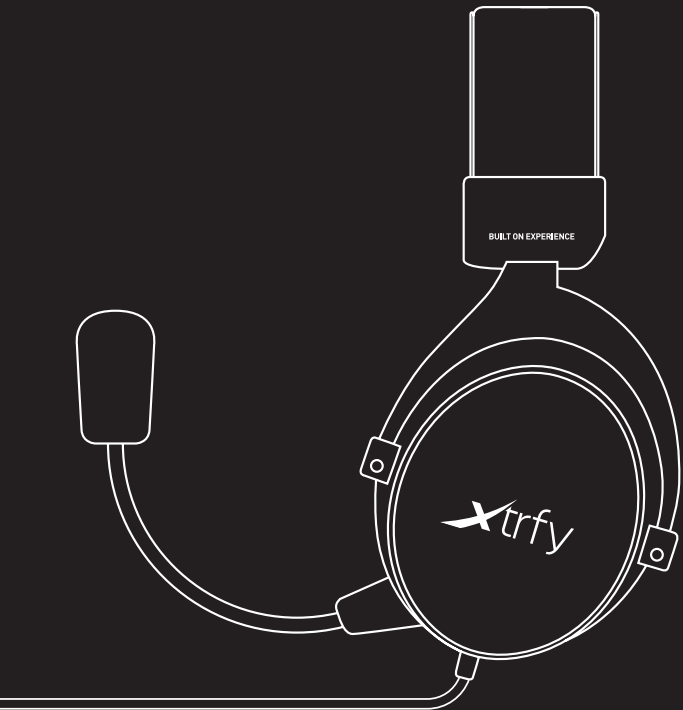
MANUAL

xtrfy

BUILT FOR GAMERS

H2. HEAR WHAT YOU CAN'T SEE.

The H2 is a gaming headset ready for competition. Extra large over-ear cups. Thick memory foam cushions. Durable, low-weight construction. And a sound signature that enhances the crucial audio details of the game – developed by some of the most experienced players in all of esports.



SPECIFICATIONS

Headset type: Closed, over-ear

Headband: Mechanical, aluminium frame

Ear pads: Memory foam and mesh cloth (interchangeable)

Audio drivers: Dynamic Ø 53 mm

Magnet type: Neodymium

Frequency response: 15–25 000 Hz

Nominal impedance: 32 Ohm

Nominal sensitivity: 97±3dB SPL @ 1kHz, 20mW

Connection: Single or Dual 3.5 mm plug (adapter included)

Connector: Gold plated, single 4-pole/dual 3-pole plug

Cable: Braided, 1.2 m single plug, 2 m Y-adapter, 25 cm Y-adapter

Controls: Speaker and mic volume, mic mute

Microphone: Detachable, cardioid mic

Microphone frequency response: 45–18 000 Hz

Weight: 330 g

Weight incl. microphone and cable: 360 g

Compatible with: PC, Mac®, Xbox One®, Xbox One S®, PS4™, PS4 Pro, mobile devices*** and VR systems***

Warranty EU/US/ASIA: 2/1/1 years

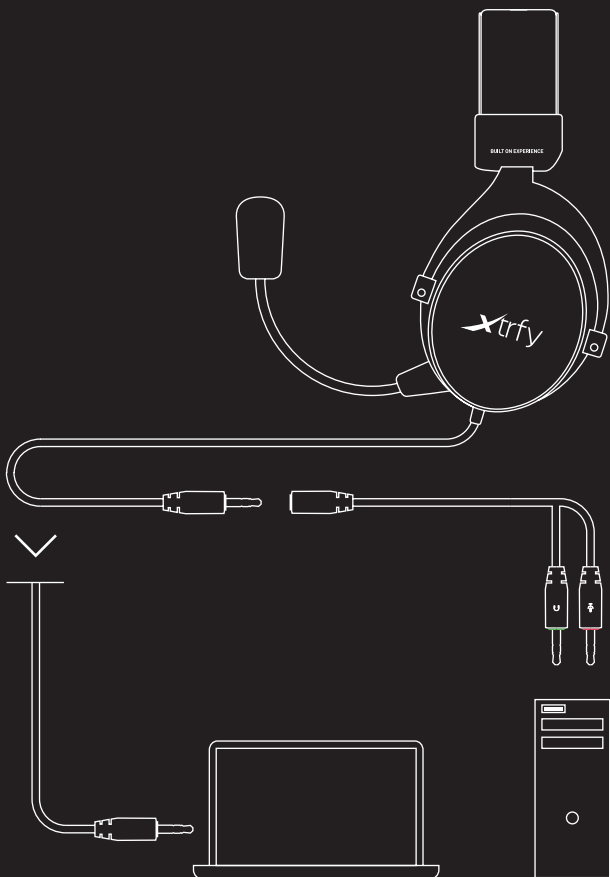
* External sound card required (not included).

** Adapter required for Xbox One controllers without 3.5 mm port (sold separately).

*** Compatible with devices with CTIA standard connectors.

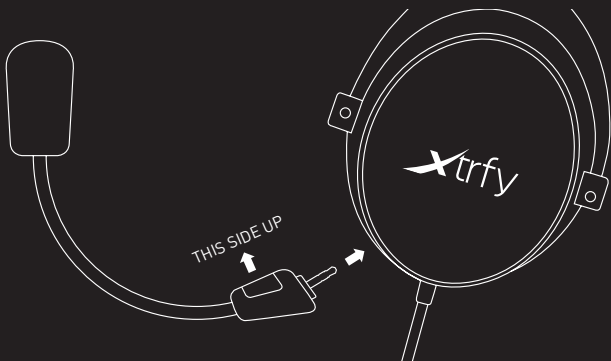
CONNECT TO COMPUTER

Use the included adapter to connect the headset to the audio and microphone ports on your computer. [For combined audio/mic jacks, no adapter is required.]



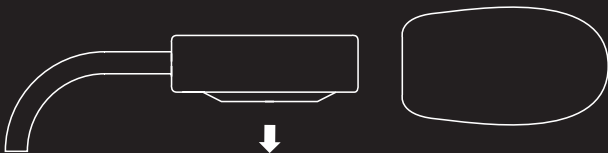
ATTACH THE MICROPHONE

Plug the microphone into the port on the left earcup. Make sure it's in the right direction (see image below).



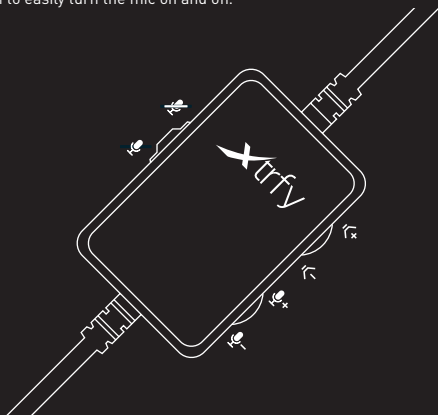
MICROPHONE PLACEMENT

For the best sound quality, make sure that the opening on the microphone is positioned directly towards you. (You'll find it by removing the foam windscreen).



AUDIO AND MIC VOLUME

The audio and mic volume can be adjusted by using the controls on the cable. Use the mute switch to easily turn the mic on and off.



CONNECT TO XBOX

Connect the H2 headset to your controller by using an Xbox® One controller adapter (not included).



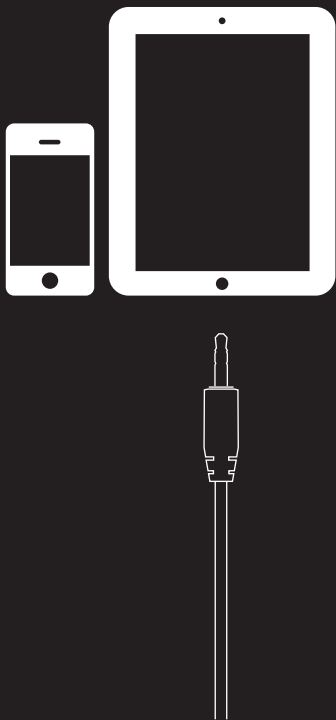
CONNECT TO PS4

Connect the headset to your PlayStation® 4 game controller. Turn on the PS4 and go to Settings > Devices > Audio Devices and choose "Output to Headphones". Select "All Audio".



CONNECT TO MOBILE DEVICES

The H2 headset can be connected to smartphones, tablets and other mobile devices using CTIA standard 3.5 mm connectors.



THANK YOU FOR CHOOSING THE H2

We hope you'll be as satisfied with it as we are. If any questions arise,
you can always reach us on support@xtrfy.com

